


Ara's First Step to Black Belt


Directions: *Print out the Tiger characters and Master Jahng Soo (card stock is best). Use scissors to cut out the characters on the dotted line and tape each character to a popsicle stick! Now you have your own class! Practice putting characters in order of their rank:*

Ara (white), Baeoh (orange), Cheeri (yellow), Raon (camouflage), Suri (green), Choa (purple), Mir (blue), Narsha (brown), Baron (red).

Hang on to these characters to use later in our Tiger book series!



Ara




Baeoh



Cheeri



Raon




Suri



Choa



Mir



Narsha



Baron

